

Luminaire Specification

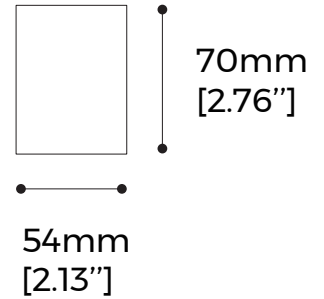
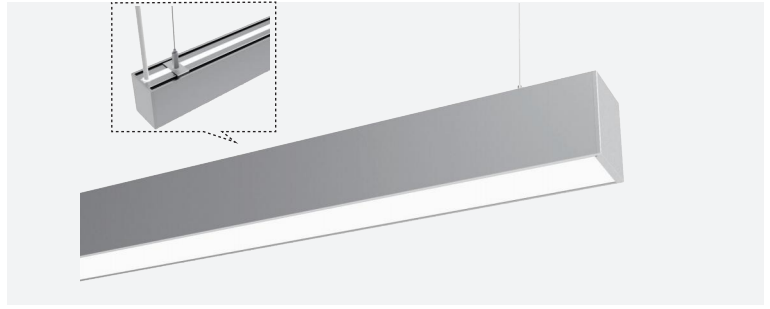
BH5470FD_Luminaire

— BASIC series



[Features]

- Material: AL6063-T5, spraying surface / anodizing
- Coating: Silver anodized (RAL9006), Black (RAL9005), White (RAL9003)
- Lighting direction: upward & downward
- Light efficiency: 110 LM/W (Regular/ Emergency model), 130 LM/W (High efficiency model)
- Dimming method: Non/ DALI-2+PUSH/ 1-10V optional
- Length: 1200mm/1800mm/2400mm optional, (other length on request)
- SDCM≤3(ANSI)
- CRI:80/90
- CCT:2700/3000/3500/4000/5000/6500/3000-6500K optional
- Input voltage: AC220-240V
- Application: Indoor
- Installation method: Pendant
- IP grade:IP20
- Certification: CB, CE, UKCA, ROHS, Reach
- Warranty: 5 years(Emergency power model:3 years)



[Photo-electric parameters]

Version	Model	Length	Input Voltage (V)	Max. Current (A)	Type Power (W)	Max. Power (W)	CRI	CCT	Lumen (LM)
Regular/ Emergency power models	LLS-BH5470FDFSS1200(N) LLS-BH5470FDFSS1200(E)	1200mm [3.94ft]	220VAC~ 240VAC	1.0 [0.25A/ft]	38 [9.64W/ft]	40 [10.15W/ft]	>80	2700K	3850 [980LM/ft]
								3000K	3930 [1000LM/ft]
								3500K	4010 [1020LM/ft]
								4000K	4180 [1060LM/ft]
								5000K	4180 [1060LM/ft]
								6500K	4180 [1060LM/ft]
							>90	2700K	3270 [830LM/ft]
								3000K	3340 [850LM/ft]
								3500K	3410 [870LM/ft]
								4000K	3550 [900LM/ft]
								5000K	3550 [900LM/ft]
								6500K	3550 [900LM/ft]
Dial switch CCT control	LLS-BH5470FDFSS1200(T)						>80	3000K	/
								4300K	4180 [1060LM/ft]
								6500K	/
							>90	3000K	/
								4300K	3550 [900LM/ft]
								6500K	/

Regular	LLS-BH5470FDFSS1800(N)	1800mm [5.91ft]	220VAC~ 240VAC	1.5 [0.25A/ft]	60 [10.15W/ft]	60 [10.15W/ft]	>80	2700K	6070 [1030LM/ft]
								3000K	6200 [1050LM/ft]
								3500K	6340 [1070LM/ft]
								4000K	6600 [1110LM/ft]
								5000K	6600 [1110LM/ft]
								6500K	6600 [1110LM/ft]
							>90	2700K	5160 [870LM/ft]
								3000K	5270 [890LM/ft]
								3500K	5390 [910LM/ft]
								4000K	5610 [950LM/ft]
								5000K	5610 [950LM/ft]
								6500K	5610 [950LM/ft]
Dial switch CCT control	LLS-BH5470FDFSS1800(T)	1800mm [5.91ft]	220VAC~ 240VAC	1.5 [0.25A/ft]	60 [10.15W/ft]	60 [10.15W/ft]	>80	3000K	/
								4300K	6600 [1110LM/ft]
								6500K	/
							>90	3000K	/
								4300K	5610 [950LM/ft]
								6500K	/
Regular	LLS-BH5470FDFSS2400(N)	2400mm [7.87ft]	220VAC~ 240VAC	2.0 [0.25A/ft]	75 [9.53W/ft]	80 [10.17W/ft]	>80	2700K	7590 [960LM/ft]
								3000K	7760 [980LM/ft]
								3500K	7920 [1010LM/ft]
								4000K	8250 [1050LM/ft]
								5000K	8250 [1050LM/ft]
								6500K	8250 [1050LM/ft]
							>90	2700K	6450 [820LM/ft]
								3000K	6590 [840LM/ft]
								3500K	6730 [860LM/ft]
								4000K	7010 [890LM/ft]
								5000K	7010 [890LM/ft]
								6500K	7010 [890LM/ft]
Dial switch CCT control	LLS-BH5470FDFSS2400(T)	2400mm [7.87ft]	220VAC~ 240VAC	2.0 [0.25A/ft]	75 [9.53W/ft]	80 [10.17W/ft]	>80	3000K	/
								4300K	8250 [1050LM/ft]
								6500K	/
							>90	3000K	/
								4300K	7010 [890LM/ft]
								6500K	/

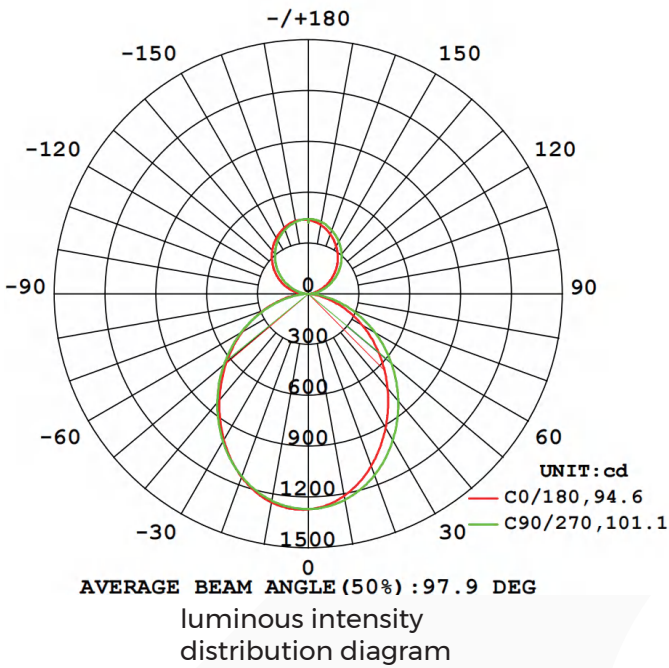
High-efficiency models	LLS-BH5470FDFSS1200(H)	1200mm [3.94ft]	220VAC~ 240VAC	1.0 [0.25A/ft]	38 [9.64W/ft]	40 [10.15W/ft]	>80	2700K	4540 [1150LM/ft]
								3000K	4640 [1180LM/ft]
								3500K	4740 [1200LM/ft]
								4000K	4940 [1250LM/ft]
								5000K	4940 [1250LM/ft]
								6500K	4940 [1250LM/ft]
	>90	2700K	3860 [980LM/ft]						
		3000K	3950 [1000LM/ft]						
		3500K	4030 [1020LM/ft]						
		4000K	4200 [1070LM/ft]						
		5000K	4200 [1070LM/ft]						
		6500K	4200 [1070LM/ft]						
	LLS-BH5470FDFSS1800(H)	1800mm [5.91ft]	220VAC~ 240VAC	1.5 [0.25A/ft]	60 [10.15W/ft]	60 [10.15W/ft]	>80	2700K	7180 [1210LM/ft]
								3000K	7330 [1240LM/ft]
								3500K	7490 [1270LM/ft]
								4000K	7800 [1320LM/ft]
								5000K	7800 [1320LM/ft]
								6500K	7800 [1320LM/ft]
>90							2700K	6100 [1030LM/ft]	
							3000K	6230 [1050LM/ft]	
							3500K	6360 [1080LM/ft]	
							4000K	6630 [1120LM/ft]	
							5000K	6630 [1120LM/ft]	
							6500K	6630 [1120LM/ft]	
LLS-BH5470FDFSS2400(H)	2400mm [7.87ft]	220VAC~ 240VAC	2.0 [0.25A/ft]	75 [9.53W/ft]	80 [10.17W/ft]	>80	2700K	8970 [1140LM/ft]	
							3000K	9170 [1170LM/ft]	
							3500K	9360 [1190LM/ft]	
							4000K	9750 [1240LM/ft]	
							5000K	9750 [1240LM/ft]	
							6500K	9750 [1240LM/ft]	
						>90	2700K	7630 [970LM/ft]	
							3000K	7790 [990LM/ft]	
							3500K	7960 [1010LM/ft]	
							4000K	8290 [1050LM/ft]	
							5000K	8290 [1050LM/ft]	
							6500K	8290 [1050LM/ft]	

Note:

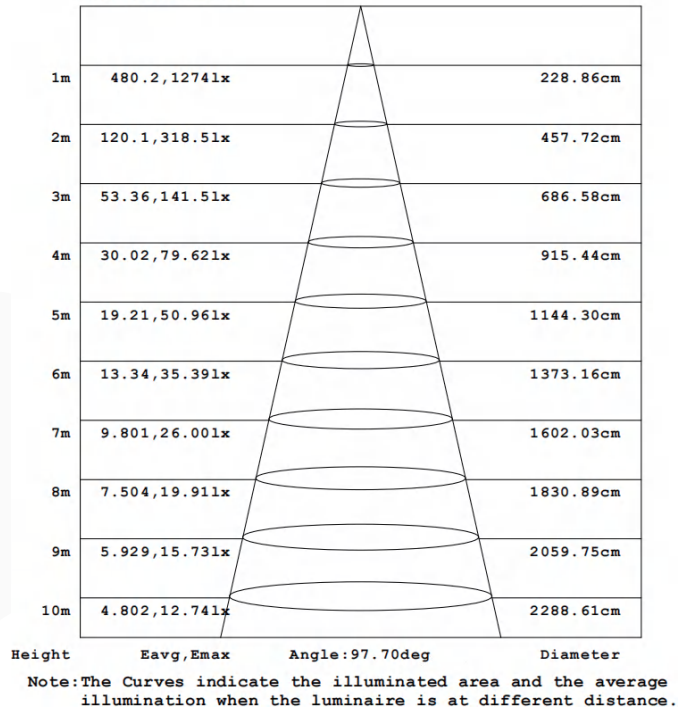
1. The above parameters were tested based on 1.2M(3.94') standard products;
- 2, luminous flux is allowed to have a ±10% error range;
3. The above parameters are typical values.

[Optical Parameter]

[Regular/Dial switch CCT control]

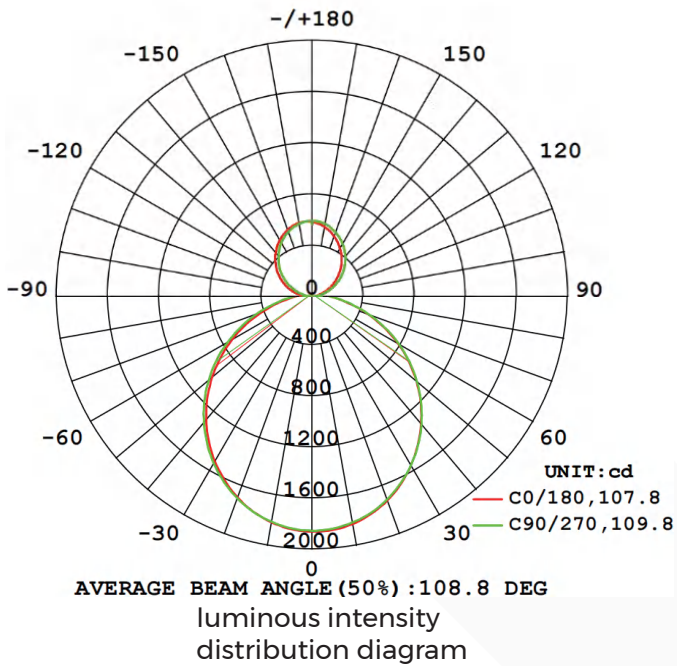


Flux out: 1997 lm

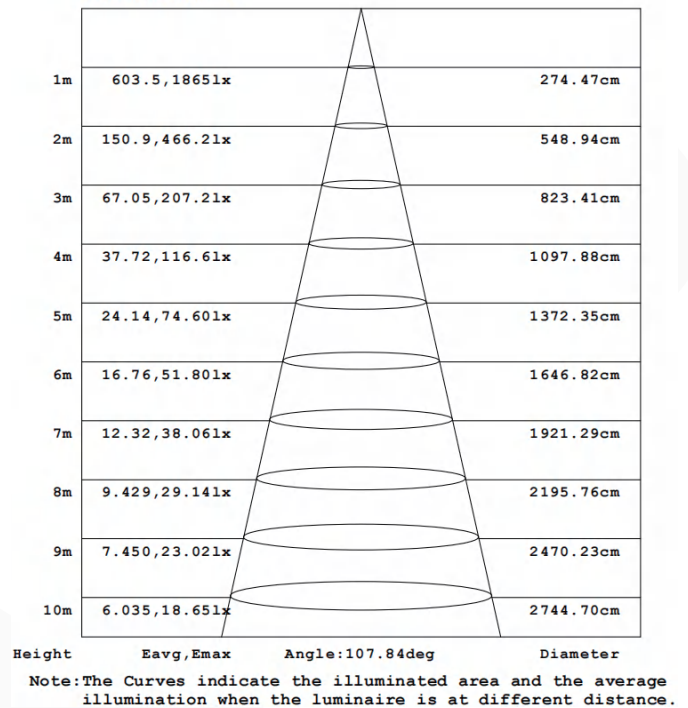


AAI Figure

[High-efficiency models]

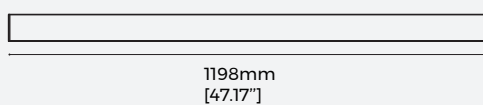


Flux out: 3592 lm

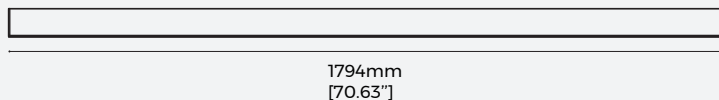


AAI Figure

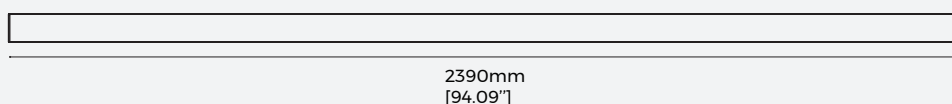
[Product mechanical data]



70mm [2.76"]
 54mm [2.13"]






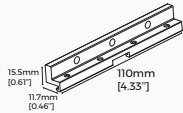





70mm [2.76"]
 54mm [2.13"]



70mm [2.76"]
 54mm [2.13"]


[Product Accessories Information]

Picture	Section size	Name	Description	Model	Note
	/	Pendant rod	Size: 1-2m [Inch size:L39.37"-78.74"]	PG-I	Installation Accessories
	/	Pendant cable with junction box)	Junction box L80*W80*H30mm [Inch Size:L3.15"*W3.15"*H1.18"] Steel cable D1.5*2000/4000mm [Inch Size: D0.06"*W78.74"/157.48"]	PY-D	
	/	Pendant cable	Steel cable D1.5*2000/4000mm [Inch Size: L0.06"*W78.74"/157.48"]	PN-D	
	/	pendant clip	Size: L37*W20*H7mm [Inch size:L1.46"*W0.79"*H0.28"]	CP-16	
		Splicing bar (external)	Size:L110*W15.5*H11.7mm [Inch Size: L4.33"*W0.61"*H0.46"]	EX-41	Splicing Accessories
	/	L shaped corner	Without lighting source; Size: L150*W150*H70mm [Inch Size: L5.91"*W5.91"*H2.76"]	L90-BH5470	Standard interconnected corners
	/	T shaped corner	Without lighting source; Size: L300*W177*H70mm [Inch Size: L11.81"*W6.97"*H2.76"]	T90-BH5470	
	/	X shaped corner	Without lighting source; Size: L300*W300*H70mm [Inch Size: L11.81"*W11.81"*H2.76"]	X90-BH5470	







[Product Type]

【Emergency power model】

- Dimming method: Non/ DALI-2+PUSH/ 1-10V optional
- Product length is 1.2m, other lengths need to be customized.



1. Test button : The test button is a open switch, if you press it, the emergency driver connects and goes into emergency mode. If you release the button, it will cut off emergency driver and goes back to normal mode automatically.
2. If the luminaire is in the emergency state, press and hold the emergency test button for 5S to cancel the emergency state.
3. LED indicator : It can reflect / working / non working / charging / fully charged status, as detailed below.


Indicator	Color and led indication	Status	Comment
	Permanent green	Fully charged or charging mode	AC mode
	Fast flashing green (0.1 sec on, 0.1 sec off)	Function test underway	self-test function
	Slow flashing green (1 sec on, 1 sec off)	Duration test underway	self-test function
	Permanent red	Load failure	Open circuit / Short circuit
	Slow flashing red (1 sec on, 1 sec off)	Battery failure	Battery failed the duration test or function test / No battery
	Green and red off	DC mode	Battery operation (emergency mode)

The emergency battery carries out self-tests automatically to ensure its functionality, it includes 3 types tests :

1. Initial test : As soon as mains supply is connected, the emergency battery will carry out a 3-seconds functional test automatically. In case of a failure, the LED will turn permanent red, otherwise , the charge mode will start.
2. Functional test : Refers to charging, discharging and the functioning of load, it will carry out for 10 seconds automatically every 30 calendar days.
3. Duration test : Refers to the test of batteries capacity, it carry out every 180 calendar days.

【Dial switch CCT control】

- Dimming method: Non/ DALI-2+PUSH/ 1-10V optional
- 3000K/4300K/6500K 3-tier CCT adjustable, can achieve general lighting demands



【Packing】

Model	Dimension (mm)	Quantity /box	Quantity /carton	NW (kg)	NW /carton/(kg)	GW (kg)	Carton size (mm)
LLS-BH5470FDFSS1200(N) -T38XX8N-DC	1198*54*70 [47.17"*2.13"*2.76"]	1	6	2.15	12.9	16.5	1278*228*234 [50.31"*8.98"*9.21"]
LLS-BH5470FDFSS1800(N) -T60XX8N-DC	1794*54*70 [70.63"*2.13"*2.76"]	1	6	3.20	19.2	24.5	1874*228*234 [73.78"*8.98"*9.21"]
LLS-BH5470FDFSS2400(N) -T75XX8N-DC	2390*54*70 [94.09"*2.13"*2.76"]	1	6	4.50	27.0	34.0	2470*228*234 [97.24"*8.98"*9.21"]

【Attentions】

1. Non-professionals are prohibited from installing, disassembling and repairing the product.
2. Avoid scratching, distortion and irregular bending of the product during installation; otherwise it may cause irreparable damage to the product.
3. Please use professional cutting tools when cutting
4. Do not use any acid or alkaline adhesive to fix products
5. The product is only suitable for indoor dry places, can not be used in outdoor, seaside or wet environment.
6. PC features: Each 10°C rise or drop will make diffuser extend or shrink 0.8mm/m, please confirm before processing and use